

Fast. Safe. Convenient.


Welcome to School Cash Online

School Cash Online is an online parent portal that offers a safe, fast and convenient way to pay for school activity fees. The portal is customized to meet your school's needs and allows you as a parent, to add your students, make payments, check current balance/account history, print or view receipts, and receive notifications about upcoming events.

Why Use School Cash Online?

With School Cash Online, you can pay all your student's school fees with the click of a button. Wherever. Whenever. Trips to the school to drop-off cash or sending your student with money will be a thing of the past. School Cash Online also enables you to keep track of your student's school items and activities.

Purchase these items and more online.



Credit Card

Pay with Visa or MasterCard on School Cash Online by entering your credit card number, CVV number (the three digits on the back of your card), card expiry date, and billing information.



eCheck

An electronic version of a paper check used to make payments online. Anyone with a checking or savings account can pay by eCheck through School Cash Online.

How to Register

Follow these instructions to create your School Cash Online account today.

1

Create Your Profile:

Go to <https://sjsd.schoolcashionline.com> and click on "Get Started Today".

2

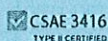
Confirm Your Email:

Check your inbox for the email confirmation and click on the link inside. Sign in with your new login details.

3

Add a Student

Click "Add Student" and fill in the required fields with your child's details.



Stay connected by selecting "Yes" to email notifications about upcoming fees.



I want to receive email notifications for new fees assigned to my student and updates on school-related activities.

For more information contact Parent Helpdesk at
parenthelp@schoolcashionline.com or 1.866.961.1803

SchoolCashOnline

For safety and efficiency reasons, we would like to reduce the amount of Cash & Cheques coming into our school. *School Cash Online* is our school's preferred method of payment. It takes less than 5 minutes to register. Please follow these step-by-step instructions, so you will begin to receive email notifications regarding upcoming events involving your child(ren).

NOTE: If you require assistance, select the *SUPPORT* option in the top right hand corner of the screen.

Step 1: Register

a) If you have not registered, please go to the School Cash Online home page <https://sjds.schoolcashonline.com/> and select the *"Get Started Today"* option.

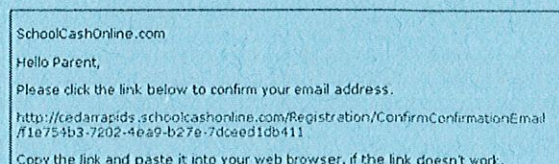
b) Complete each of the three Registration Steps
*For Security Reasons your password, requires *8 characters*, *one uppercase* letter, *one lowercase* letter and a *number*.



Step 2: Confirmation Email

A registration confirmation email will be forwarded to you. Click on the link provided inside the email to confirm your email and School Cash Online account.

The confirmation link will open the School Cash Online site prompting you to sign into your account. Use your email address and password just created with your account.



Step 3: Find Student

Note: Student Number is Not Required

This step will connect your children to your account.

- Enter the School Board Name
- Enter the School Name
- Enter Your Child's Name & Birth Date
- Select *Continue*
- On the next page confirm that you are related to the child, check in the Agree box and select *Continue*
- Your child has been added to your account

Find Student

School Information

School Board Name: School Board 1575
Looking for a student in a different school board? ☐

School Name: Eagle High School

Student Information

Do you have the student number? ☐

Student Number:

First Name:

Last Name:

Birth Date:
Date format: mm/dd/yyyy

Continue

(No students? [Click here](#))

Step 4: View Items or Add Another Student

If you have more children, select *"Add Another Student"* option and repeat the steps above. 5 children can be added to one parent account.

If you do not wish to add additional children, select *"View Items For Students"* option. A listing of available items for purchase will be displayed.