

EDMODO INSTRUCTIONS:

Edmodo Student Guide: <http://huntsd.org/wp-content/uploads/2015/10/Edmodo-for-Students.pdf>

If you have never created an Edmodo account, you can create a new student account by following the steps below:

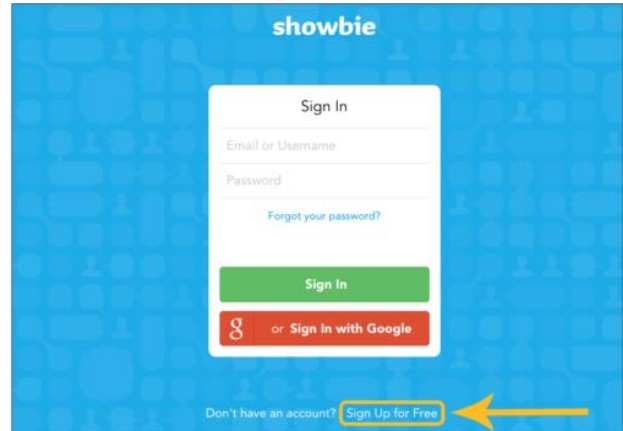
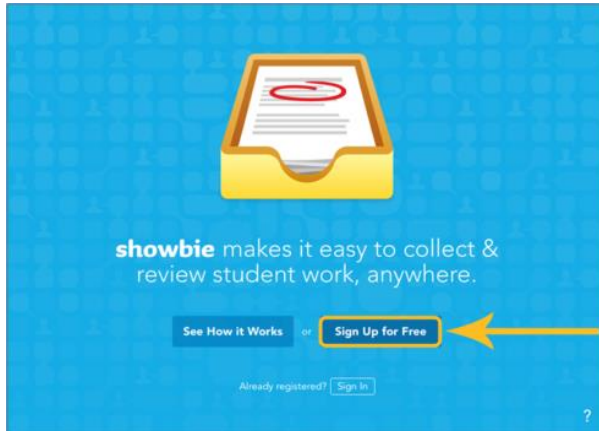
1. Obtain a [class/group code](#) from your teacher.
2. Go to the [Edmodo homepage](#) and click **Student**.
3. Fill out the registration form with the class/group code, a unique username, and password. *An email address is not required to sign up for a student account.*
4. Select the **Sign up for FREE** button to complete the sign up process.

If your class/group code is unlocked, you will then see the class/group your teacher created in the left panel of your account. If your class/group code is locked, then you will be placed into an approval queue and you will be added to the class/group when your teacher approves your group join request.

Note: *You only need one student account to [join all your classes/groups!](#)*

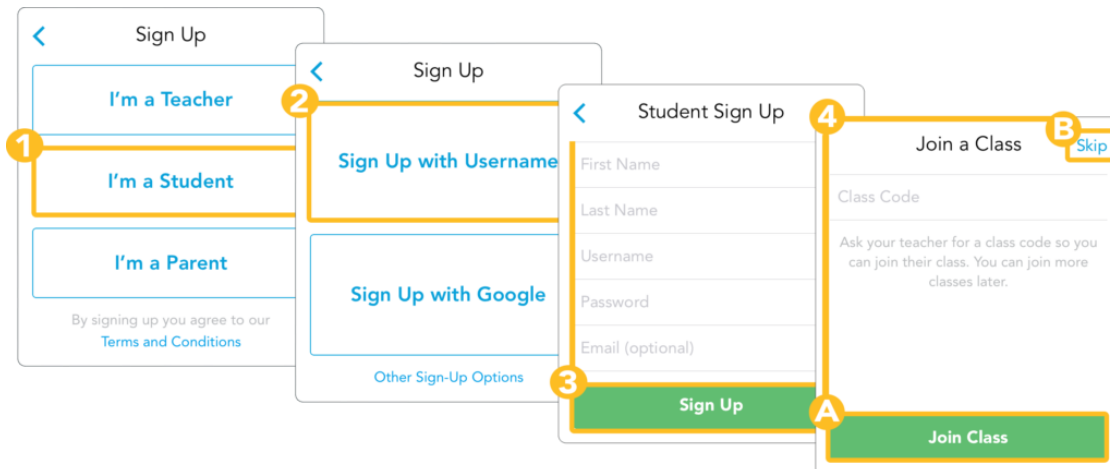
SHOWBIE INSTRUCTIONS:

You can use Showbie on iOS devices via the app. We also have a web app that can be accessed via any device with a browser (your computer, phone, Chromebooks, etc). Just go to my.showbie.com!



From left to right: iOS and Web

Tap on the button that says *Sign Up for Free* and you're on your way to creating your own Showbie account.



- I'm a Student
- Sign Up with a Username; Signing Up with Google and Other Sign-up Options are a bit different
- Type in your account information and then tap Sign Up when you're done
- Type in the class code provided by your teacher and then tap *Join Class*

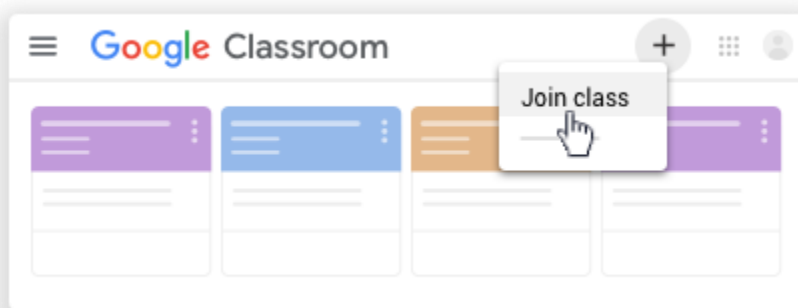
GOOGLE CLASSROOM (on the web):

Go to: [Classroom.google.com](https://classroom.google.com)

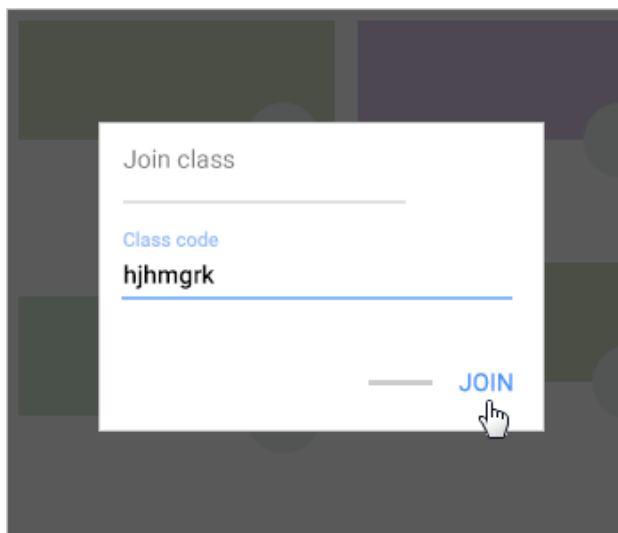
You must be signed in to Classroom before you can join a class. Unsure if you're signed in? Learn more about [how to sign in to Classroom](#).

Join a class with a class code

1. Go to classroom.google.com.
2. At the top, click Add + > Join class.



Enter the class code your teacher gave you and click Join.
A class code consists of 6 or 7 letters or numbers. For example, hjhmgrk or g5gdp1.



GOOGLE CLASSROOM APP

1. Tap Classroom .
2. In the bottom-right corner, tap Add + > Join class.

