

Hello 2020 Graduate!

We are excited to announce that Lifetouch will be resuming Graduation Photo Sessions at our Winnipeg studio location for High School Graduates only, at Unit # 3 – 1410 Mountain Avenue.

In order to ensure your safety and that of our staff, we have made a few adjustments to our daily operations to ensure a safe environment, including mask usage, no touch posing, no assistance on grooming and social distancing.

Please read the following points outlined below:

- If you are experiencing any symptoms related to COVID-19 as outlined by the Province of Manitoba, please do not come to your appointment and we will be happy to reschedule you at a later date. You can refer to the Health Canada Screening Tool website to take a self-assessment test at: sharedhealthmb.ca/covid19/screening-tool/
- Please arrive 10 minutes prior to the start of your scheduled appointment time. Our studio door will remain locked so kindly please wait in your vehicle until one of the photographers calls you on your cell phone and will meet you at the front door. Anyone who is late will not be photographed and cancellations will require 48-hour notice.
- It is recommended that your \$20 Session Fee is paid by debit or credit only.
- Appointments will be 20 minutes. Only the graduate will be allowed at the appointment; no friends or family members will be permitted to ensure proper safe social distancing.
- We will not be including props or casual photos during photo sessions; all photos will be taken in graduation attire.
- Graduates who prefer to wear a white dress shirt and black tie, please come prepared to your session already dressed in this attire as there will be no public washrooms or change rooms available to use.
- Graduates who prefer to not wear a white dress shirt and tie, we suggest wearing a v-neck or scoop neck shirt. Please come prepared to your session already dressed in this attire as there will be no public washrooms or change rooms available to use.
- Photographers will not provide white dress shirts or black ties for graduates to use. Please ensure your tie is pre-tied before your appointment or use a clip-on tie.
- Hand sanitizer will be provided upon arrival to your appointment; the refusal of using sanitizer will result in voluntary cancellation of your appointment.

Booking an Appointment (step by step):

STEP 1:

Visit the following online link: www.lifetouch.ca/wpgsales

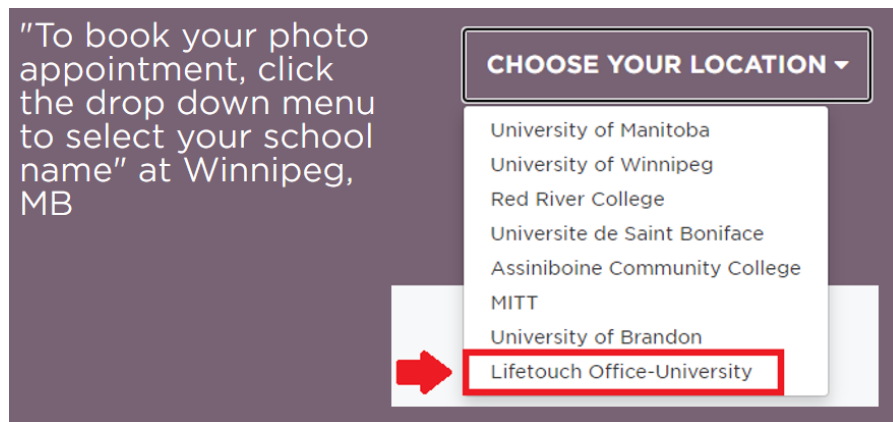
** Please note that photo appointments can only be booked online **

STEP 2:

Scroll down until you see the purple banner and in the drop-down menu, select “Lifetouch Office-University” in order successfully book your grad photo appointment.

**** high school students will select the same option in the drop-down menu ****

**** Please note that you cannot select any other option in the drop-down menu as there will be no availability listed under those school names. ****



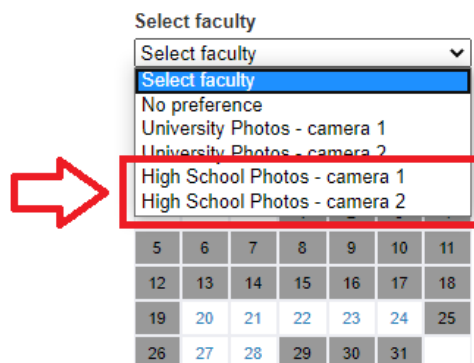
STEP 3:

When you see the calendar, you can only select either “High School Photos – camera 1” **OR** “High School Photos – camera 2”

Appointment Locator

Location Address
1410 Mountain Avenue
Unit # 3
Winnipeg, MB R2X 3C4

Graduation Photo Sessions will take place at the Winnipeg Lifetouch Photo Studio, located at Unit # 3 - 1410 Mountain Avenue. Session Fee: \$20.00 Debit or credit preferred.



STEP 4:

Select your desired date and time.

As of June 26th, the available photo dates are:


“High School Photos – camera 1”: Monday, July 20 – Friday, July 24
Monday, July 27 – Tuesday, July 28

“High School Photos – camera 2”: Monday, July 20 – Friday, July 24

STEP 5:

Select “New User” and fill in the required fields.

When booking your appointment, please include the name of the High School you are graduating from in the “**Special Instructions**” box. This is very important information for our photographers.

 **Special Instructions**

E-mail Confirmation and Reminders
Confirmation and reminder e-mails for this appointment will be sent to (separate

Finalize Appointment

There are also instructions on the website beside the calendar if needed. Once you’ve booked your appointment, you will get a confirmation email with some important information; please read it carefully. Please remember the login and password you create, as you will need it when rescheduling or cancelling your appointment.

Thank You!